

M850-MP1


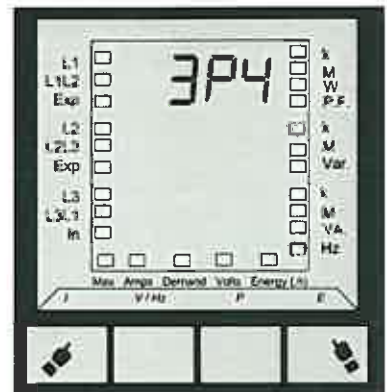



Lets set the unit to the following:
3 phase 4 wire unbalanced

1. Press I & E together for 5 seconds
2. Press I
3. Press E - two times until you see TYPE
4. Press I
5. Press E this will show what the meter is set to, keep pressing E until you get the one you want
 1P2—Single phase 2 wire
 3P3—three phase 3 wire balanced load
 3P4—three phase 4 wire balanced load
 1P3—single phase 3 wire
 3P3B —three phase 3 wire balanced load
 3P4B—three phase 4 wire balanced load
6. Press I once the correct type is shown
7. Press E this will allow you to cancel any setting or
8. Press E again to display confirm
9. Press I will confirm and return back to SUPP
10. If nothing else needs to be changed then press E six times until STOR appears
11. Press I
12. Press E
13. Press I—this will confirm the setting and store the info
14. Press E—this will show End
15. Press I—to come out of programming

SUPP
 SYSA
 UP I
 USE C
 TYPE

IP2
 3P3
 3P4
 IP3
 3P3b
 3P4b
 TYPE
 ENCL
 CONF
 SUPP
 Stor
 ENCL
 CONF
 Stor
 End



If no buttons are pressed for some time then the unit will jump out of the setting mode.